




**Number of Community Health Centre Patients
March 31, 2016
By Census Tract in Toronto**

-  1 dot represents 10 patients
-  Community Health Centre
-  LHIN boundary

Data sources:
RPDB, PSTL
CHC, CPDB
FHT

