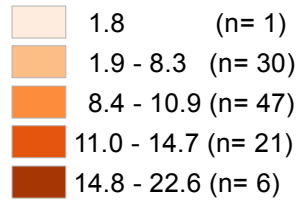


Age-Standardized Average Annual Rate of Injury (/100)
(All Admissions and Emergency Department Visits)
All Ages 0+, Females (2014/15 to 2015/16)

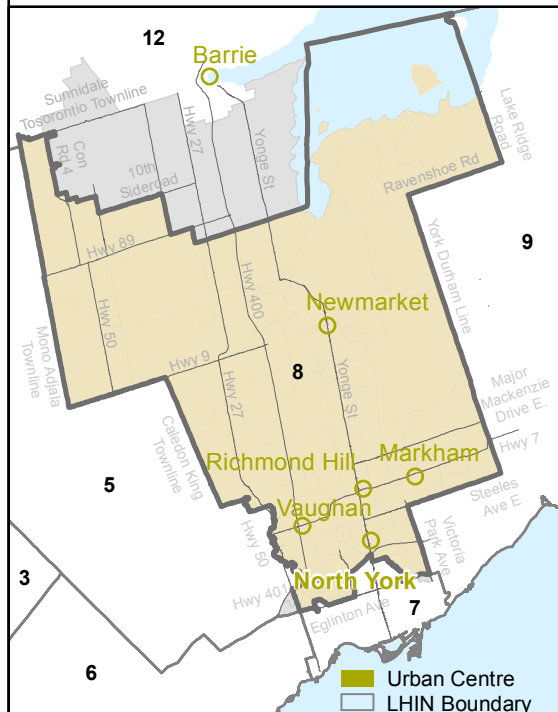
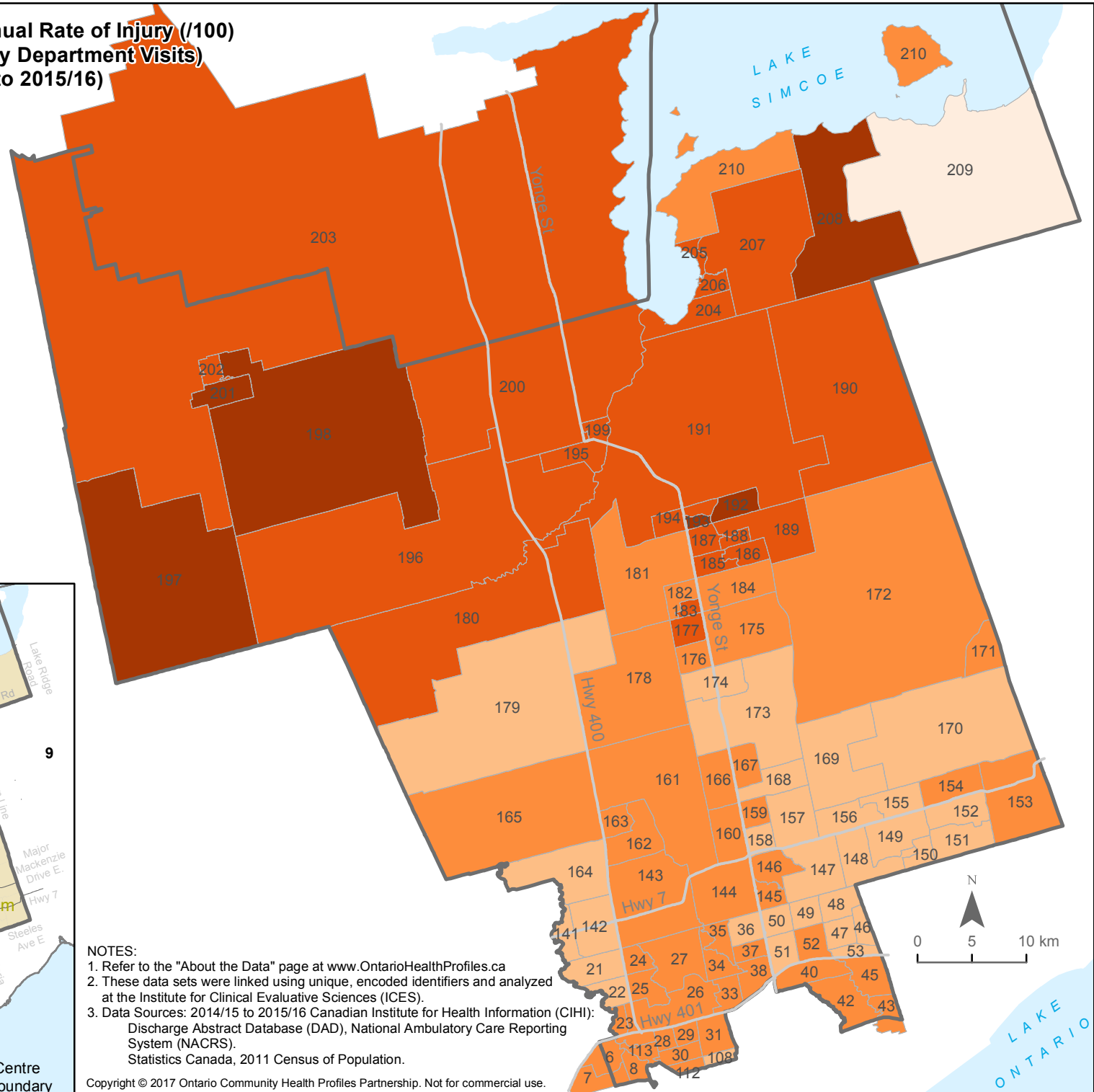
Central LHIN Neighbourhoods

Central LHIN Rate = 9.1



42 Neighbourhood ID

(Classes created by Natural Breaks)



NOTES:

1. Refer to the "About the Data" page at www.OntarioHealthProfiles.ca
2. These data sets were linked using unique, encoded identifiers and analyzed at the Institute for Clinical Evaluative Sciences (ICES).
3. Data Sources: 2014/15 to 2015/16 Canadian Institute for Health Information (CIHI): Discharge Abstract Database (DAD), National Ambulatory Care Reporting System (NACRS). Statistics Canada, 2011 Census of Population.

Copyright © 2017 Ontario Community Health Profiles Partnership. Not for commercial use.

