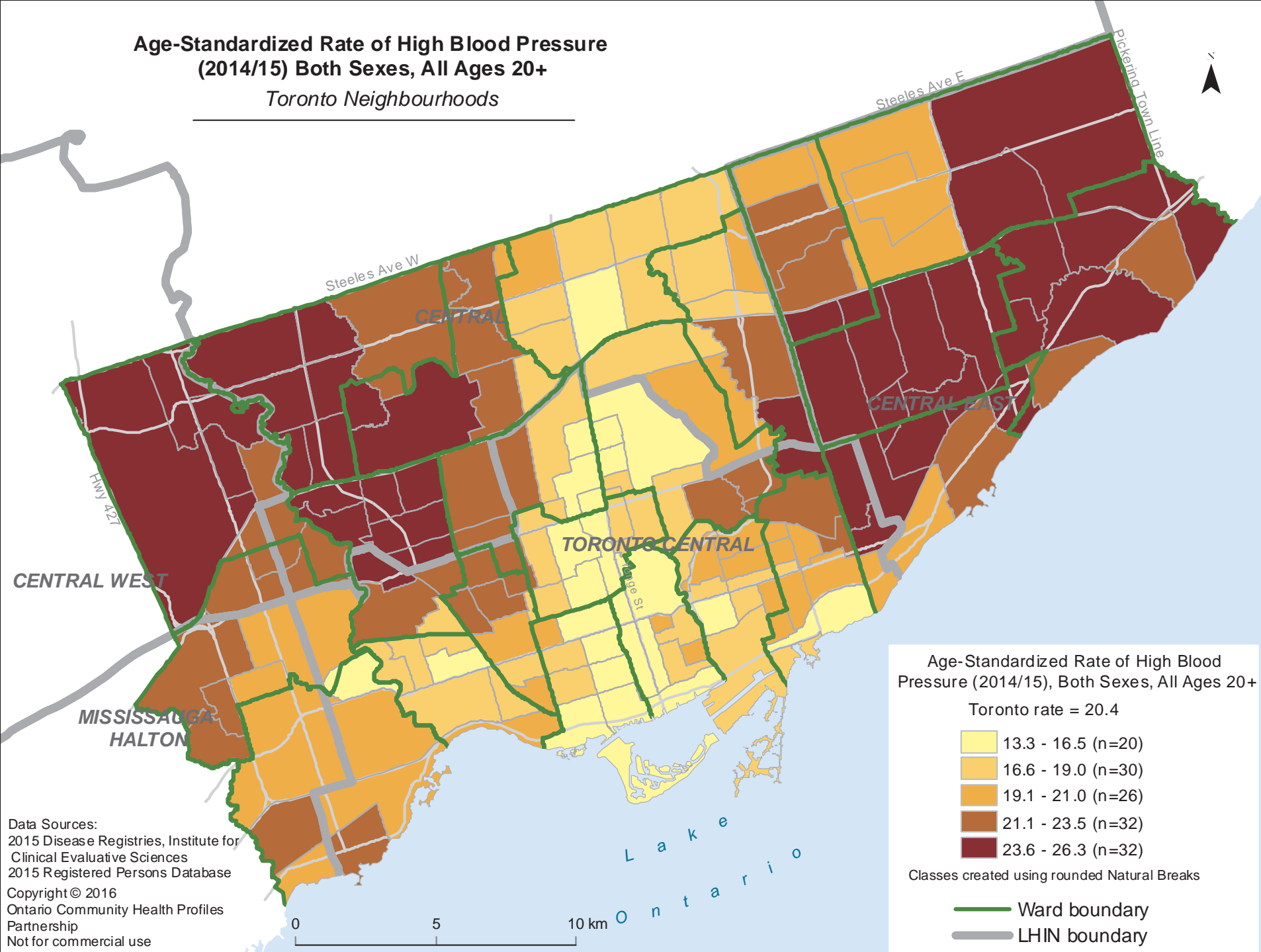







Age-Standardized Rate of High Blood Pressure (2014/15) Both Sexes, All Ages 20+

Toronto Neighbourhoods





Age-Standardized Rate of High Blood Pressure (2014/15), Both Sexes, All Ages 20+

Toronto rate = 20.4

	13.3 - 16.5 (n=20)
	16.6 - 19.0 (n=30)
	19.1 - 21.0 (n=26)
	21.1 - 23.5 (n=32)
	23.6 - 26.3 (n=32)

Classes created using rounded Natural Breaks

-  Ward boundary
-  LHIN boundary

Data Sources:
 2015 Disease Registries, Institute for
 Clinical Evaluative Sciences
 2015 Registered Persons Database
 Copyright © 2016
 Ontario Community Health Profiles
 Partnership
 Not for commercial use