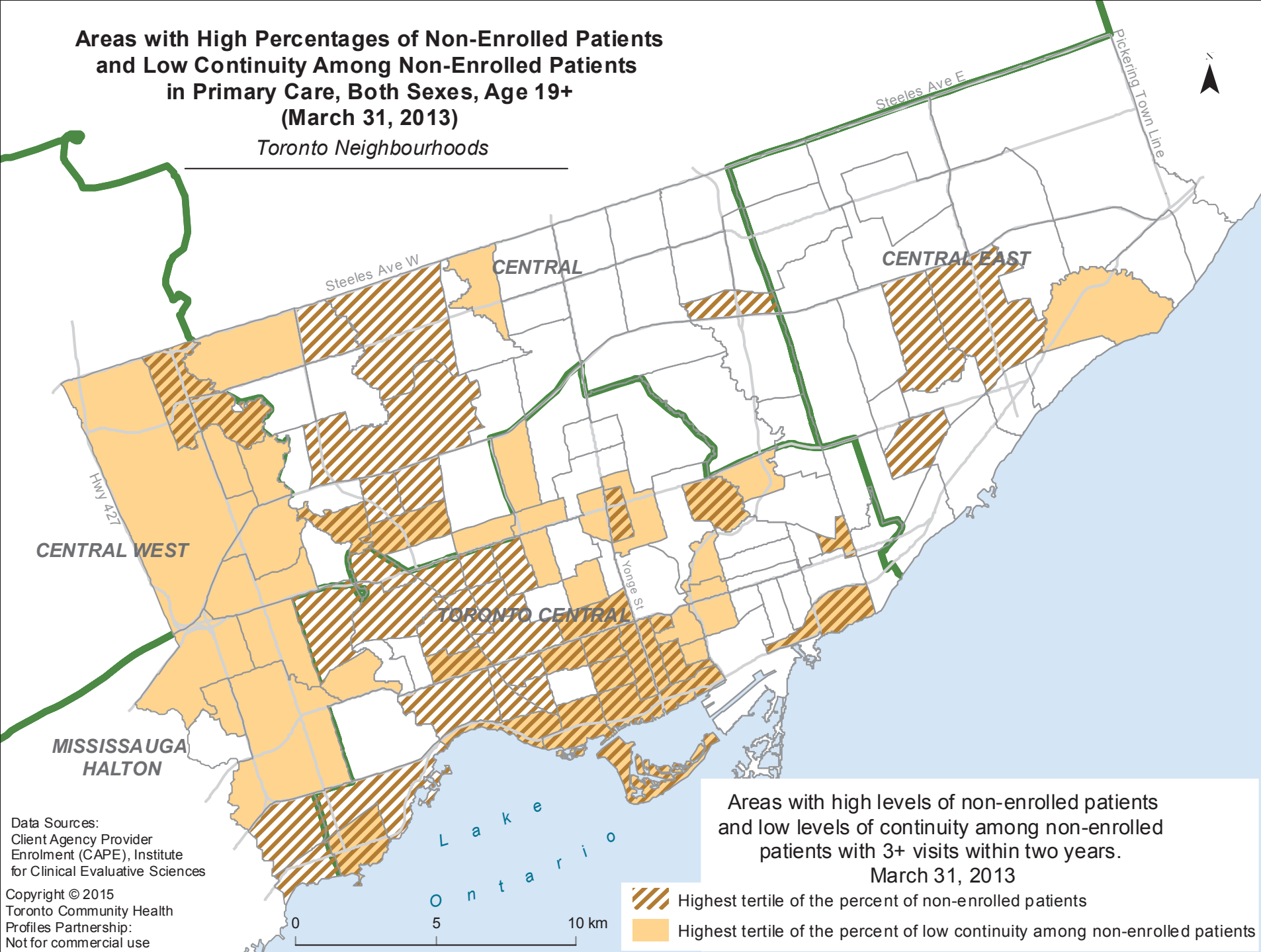




**Areas with High Percentages of Non-Enrolled Patients
and Low Continuity Among Non-Enrolled Patients
in Primary Care, Both Sexes, Age 19+
(March 31, 2013)**

Toronto Neighbourhoods



Areas with high levels of non-enrolled patients
and low levels of continuity among non-enrolled
patients with 3+ visits within two years.
March 31, 2013

 Highest tertile of the percent of non-enrolled patients
 Highest tertile of the percent of low continuity among non-enrolled patients

Data Sources:
Client Agency Provider
Enrolment (CAPE), Institute
for Clinical Evaluative Sciences

Copyright © 2015
Toronto Community Health
Profiles Partnership:
Not for commercial use