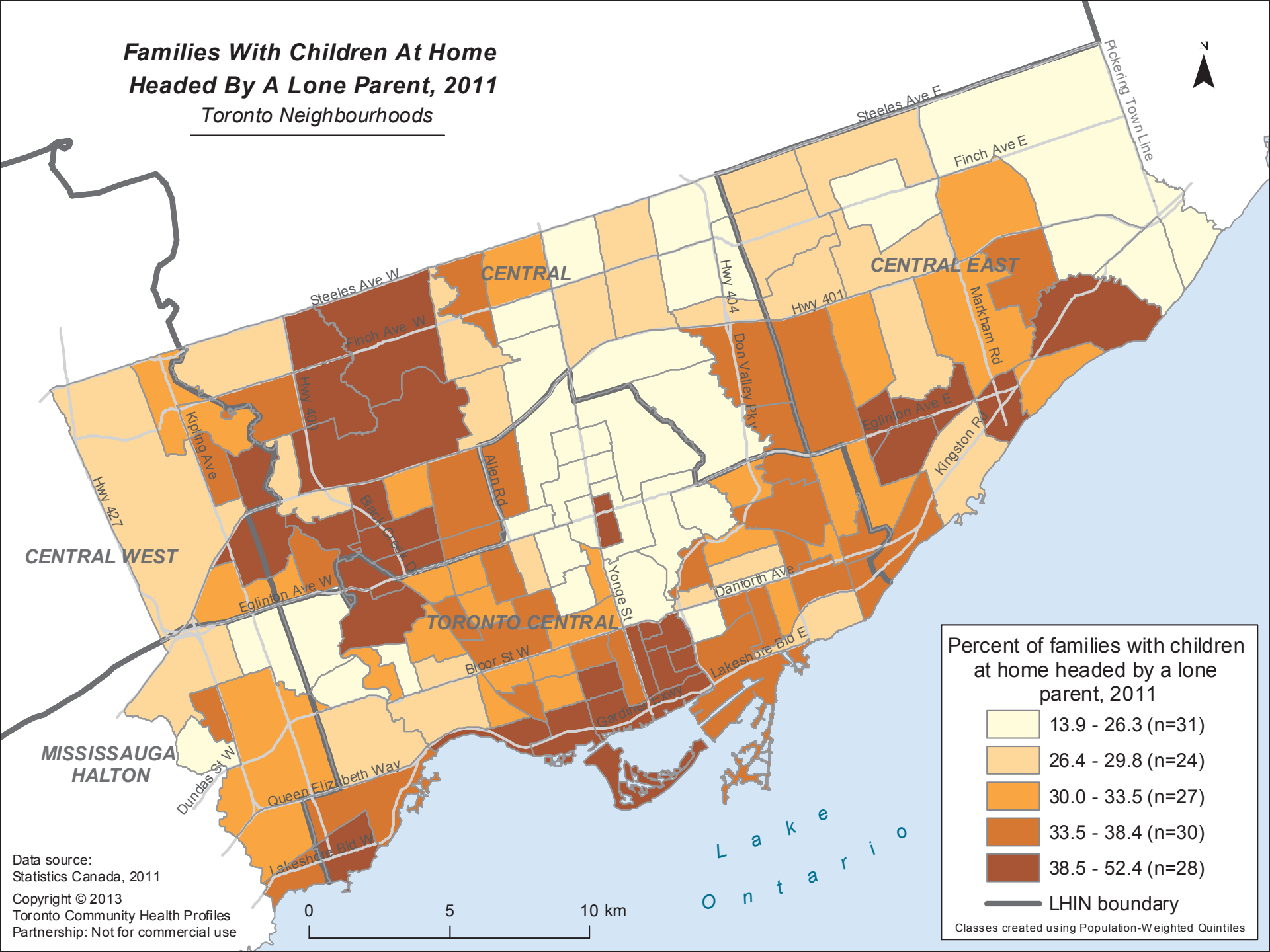








# Families With Children At Home Headed By A Lone Parent, 2011

Toronto Neighbourhoods




**Percent of families with children at home headed by a lone parent, 2011**

	13.9 - 26.3 (n=31)
	26.4 - 29.8 (n=24)
	30.0 - 33.5 (n=27)
	33.5 - 38.4 (n=30)
	38.5 - 52.4 (n=28)
	LHIN boundary

Classes created using Population-Weighted Quintiles

Data source:  
Statistics Canada, 2011  
Copyright © 2013  
Toronto Community Health Profiles  
Partnership: Not for commercial use



L a k e  
O n t a r i o